


# Just for Fun!

## Early Elementary Piano Solos by Teresa Richert



© Copyright 2011 - 2017 by Teresa Richert

All Rights Reserved

ISMN:979-0-9001444-6-1

## *Just for Fun!*

*Just for Fun!* is a collection of piano pieces I wrote especially for students in their early levels of study. They were inspired by activities and things I enjoyed as a young piano student.

Several of the pieces date back as far as the early 2000s when I was teaching many beginning students. Some of the pieces were written especially for the primer levels of the Canadian National Conservatory of Music's *Northern Lights* books.

I hope you enjoy this collection!

## *Art by Myles Mathis*

Myles Mathis is a self-taught artist who lives in Mission, B.C. Although he has worked in various mediums since childhood, he has focused mainly on watercolours since 1996. His watercolours, which have been exhibited in numerous art shows throughout the Fraser Valley, feature a wide scope of subject material including landscapes, seascapes, animals, and human interest. He has received several awards for his art including B.C. Wildlife Artist of the Year for 2009. He is currently a member of the Mission Arts Council and has been a member of the Mission Arts Association and the Fraser Valley Watermedia Society in Abbotsford.

Many thanks to Myles for painting the cover and drawing the sketches for this collection.

Teresa Richert

# Contents

The Music Box . . . . .	4
Beat the Drums! . . . . .	5
Jazzy Cat . . . . .	6
Circus Elephants . . . . .	7
My Birthday Party . . . . .	8
Wandering Panda . . . . .	9
Treasure Hunt . . . . .	10
Trick or Treat? . . . . .	11
Dancing Poodle . . . . .	12
Raiding the Cookie Jar . . . . .	13
Rhythm and Blues . . . . .	14
I Like Popsicles . . . . .	15
Bunnies at the Hop . . . . .	16
Electric Guitar Wizard . . . . .	17
Parade . . . . .	18
Teacher Notes . . . . .	20



# The Music Box

*Play two octaves higher than written.*

Teresa Richert

**Dreamy**


$mp$

Watch her spin 'round and 'round,

5

3

*optional: hold the right pedal down throughout*



# Beat the Drums!

With Energy

Teresa Richert

<i>mf - f</i>	Beat the drums! Jump up high!		Stamp your feet! Feel the beat!	All the bells and All the strings and



# Jazzy Cat

With Pizzazz

Teresa Richert

1

*mf* Ev - ery - one tells me that I am a jaz - zy cat.


5

5

I can play. I can sing.

3

3




# Circus Elephants

Moderately

Teresa Richert

The first system of musical notation is for a piano piece in 3/4 time. The right hand (treble clef) plays a sequence of chords: a dotted quarter note followed by two eighth notes, with a triplet of eighth notes above the first chord. The left hand (bass clef) plays a simple bass line of dotted quarter notes. The dynamic marking *f* is placed in the first measure.

The second system of musical notation continues the piece. The right hand (treble clef) has a whole rest in the first measure and a whole note in the second measure. The left hand (bass clef) plays a sequence of quarter notes in the first measure, followed by a half note in the second measure.



# My Birthday Party

Grandly

Teresa Richert

The first system of musical notation is for a piano piece in 4/4 time. It consists of two staves: a treble clef staff and a bass clef staff. The treble staff begins with a forte (*f*) dynamic. The first measure has a quarter rest followed by a chord of G4 and B4. The second measure has a quarter rest followed by a chord of G4, B4, and D5, with an accent (>) over the D5. The third measure has a quarter rest followed by a chord of G4, B4, and D5. The fourth measure has a quarter rest followed by a chord of G4, B4, and D5. The fifth measure has a quarter rest followed by a chord of G4, B4, and D5. The sixth measure has a quarter rest followed by a chord of G4, B4, and D5. The seventh measure has a quarter rest followed by a chord of G4, B4, and D5. The eighth measure has a quarter rest followed by a chord of G4, B4, and D5. The dynamic changes to fortissimo (*ff*) in the eighth measure. Above the treble staff, there are three '8va' markings with dashed lines and brackets, indicating octave transposition for the first, second, and eighth measures. The bass staff has a whole note chord of G2 and B2 in the first measure, followed by a whole note chord of G2 and B2 in the second measure, and a whole note chord of G2 and B2 in the third measure. A bracket under the first two measures of the bass staff is labeled with a '1' above it and a '5' below it.The second system of musical notation continues the piece. It consists of two staves: a treble clef staff and a bass clef staff. The treble staff begins with a mezzo-piano (*mp*) dynamic. The first measure has a quarter rest followed by a chord of G4 and B4. The second measure has a quarter rest followed by a chord of G4 and B4. The bass staff has a quarter note G2, followed by a quarter note B2, then a quarter note G2, and a quarter note B2. The first measure of the bass staff is labeled with a '1' below it.





# Wandering Panda

Moderately

Teresa Richert

The first system of musical notation is in 4/4 time. The treble clef staff begins with a quarter rest, followed by a triplet of eighth notes (G4, A4, B4) in the first measure, and a quarter note (C5) in the second measure. The bass clef staff starts with a whole note chord (C4, F4) in the first measure, which is marked with a fingering '1' and a '5' below it. The second measure contains a quarter note (G3), followed by quarter notes (A3, B3, C4) in the third and fourth measures respectively. The dynamic marking 'mp' is placed in the first measure.

The second system of musical notation continues from the first. The treble clef staff has a whole note chord (C4, F4) in the first measure, marked with a fingering '5' below it. The bass clef staff begins with a quarter rest, followed by quarter notes (G3, A3, B3, C4) in the second, third, and fourth measures respectively. A box containing the number '5' is located at the beginning of the first measure of this system.



# Treasure Hunt

With Excitement

Teresa Richert



# Trick or Treat?

Mysteriously

Teresa Richert

The first system of musical notation is in 4/4 time. The treble clef staff begins with a piano (*pp*) dynamic. It features a triplet of eighth notes in the first measure, followed by a quarter rest and another eighth note. The bass clef staff starts with a fifth finger (5) on the first note. The system concludes with a mezzo-forte (*mp*) dynamic and a slur over the final notes.

The second system of musical notation continues in 4/4 time. It begins with a measure number 5 in a box. The treble clef staff has a triplet of eighth notes (4/3) in the first measure. The bass clef staff continues with a steady eighth-note accompaniment.



# Dancing Poodle

Gracefully

Teresa Richert

 The first system of musical notation is in 3/4 time. The right hand (treble clef) has a whole rest in the first measure, followed by a quarter note chord (F4, A4) in the second measure, a quarter note chord (F4, A4) in the third measure, and whole rests in the fourth and fifth measures. The left hand (bass clef) has a quarter note (C3) in the first measure, a quarter note (E3) in the second measure, a quarter note (G3) in the third measure, and quarter notes (F3, E3) in the fourth and fifth measures. Dynamics include *mp* in the first measure and *p* in the second measure. A fingering '3 2 1' is written above the second measure of the right hand.

The second system of musical notation starts with a boxed number '7' in the top left corner. The right hand (treble clef) has a quarter rest in the first measure, followed by quarter notes marked with an asterisk (\*) in the second and third measures. The left hand (bass clef) has a quarter note (C3) in the first measure and a quarter note (E3) in the second measure.

\* tap, play random notes or clusters, or even make a barking sound if you like!



# Raiding the Cookie Jar

Teresa Richert

Mischievously

1

*pp* *mp*

5

Detailed description: This is the first system of musical notation for the piece. It consists of two staves, a treble clef on top and a bass clef on the bottom, both in 4/4 time. The key signature has one flat (B-flat). The first measure has a whole rest on the treble staff and a quarter note G2 on the bass staff. The second measure has a whole rest on the treble staff and a quarter note F2 on the bass staff. The third measure has a whole rest on the treble staff and a quarter note E2 on the bass staff. The fourth measure has a whole rest on the treble staff and a quarter note D2 on the bass staff. The fifth measure has a quarter note D2 on the treble staff and a half note G1 on the bass staff. The sixth measure has a quarter note C2 on the treble staff and a half note F1 on the bass staff. The seventh measure has a quarter note B1 on the treble staff and a half note E1 on the bass staff. The eighth measure has a quarter note A1 on the treble staff and a half note D1 on the bass staff. The ninth measure has a quarter note G1 on the treble staff and a half note C1 on the bass staff. The tenth measure has a quarter note F1 on the treble staff and a half note B0 on the bass staff. The eleventh measure has a quarter note E1 on the treble staff and a half note A0 on the bass staff. The twelfth measure has a quarter note D1 on the treble staff and a half note G0 on the bass staff. The thirteenth measure has a quarter note C1 on the treble staff and a half note F0 on the bass staff. The fourteenth measure has a quarter note B0 on the treble staff and a half note E0 on the bass staff. The fifteenth measure has a quarter note A0 on the treble staff and a half note D0 on the bass staff. The sixteenth measure has a quarter note G0 on the treble staff and a half note C0 on the bass staff. The seventeenth measure has a quarter note F0 on the treble staff and a half note B0 on the bass staff. The eighteenth measure has a quarter note E0 on the treble staff and a half note A0 on the bass staff. The nineteenth measure has a quarter note D0 on the treble staff and a half note G0 on the bass staff. The twentieth measure has a quarter note C0 on the treble staff and a half note F0 on the bass staff. The dynamic marking *pp* is placed below the first measure, and *mp* is placed below the eleventh measure. A finger number '5' is written below the first note of the bass staff. A measure number '1' is written above the first measure.

5

Detailed description: This is the second system of musical notation. It consists of two staves, a treble clef on top and a bass clef on the bottom. The first measure has a quarter note G1 on the treble staff and a half note G1 on the bass staff. The second measure has a quarter note F1 on the treble staff and a half note F1 on the bass staff. The third measure has a quarter note E1 on the treble staff and a half note E1 on the bass staff. The fourth measure has a quarter note D1 on the treble staff and a half note D1 on the bass staff. The fifth measure has a quarter note C1 on the treble staff and a half note C1 on the bass staff. The sixth measure has a quarter note B0 on the treble staff and a half note B0 on the bass staff. The seventh measure has a quarter note A0 on the treble staff and a half note A0 on the bass staff. The eighth measure has a quarter note G0 on the treble staff and a half note G0 on the bass staff. The ninth measure has a quarter note F0 on the treble staff and a half note F0 on the bass staff. The tenth measure has a quarter note E0 on the treble staff and a half note E0 on the bass staff. The eleventh measure has a quarter note D0 on the treble staff and a half note D0 on the bass staff. The twelfth measure has a quarter note C0 on the treble staff and a half note C0 on the bass staff. The thirteenth measure has a quarter note B0 on the treble staff and a half note B0 on the bass staff. The fourteenth measure has a quarter note A0 on the treble staff and a half note A0 on the bass staff. The fifteenth measure has a quarter note G0 on the treble staff and a half note G0 on the bass staff. The sixteenth measure has a quarter note F0 on the treble staff and a half note F0 on the bass staff. The seventeenth measure has a quarter note E0 on the treble staff and a half note E0 on the bass staff. The eighteenth measure has a quarter note D0 on the treble staff and a half note D0 on the bass staff. The nineteenth measure has a quarter note C0 on the treble staff and a half note C0 on the bass staff. The twentieth measure has a quarter note B0 on the treble staff and a half note B0 on the bass staff. A measure number '5' is written in a box above the first measure.



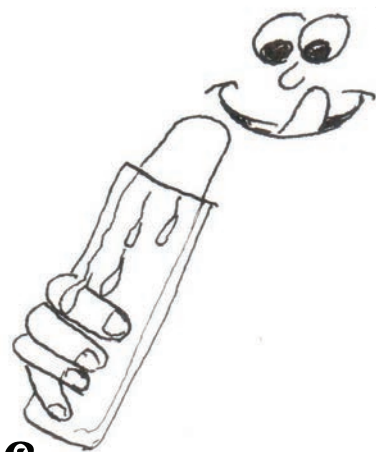
# Rhythm and Blues

*Make up a song using the suggested rhythm,  
words, keys and LH accompaniment.  
Add a second verse about something you like.*

I like to sing the blues. I've got the rhy - thm.

I like to play the blues.

5



# I Like Popsicles


Teresa Richert

Sweetly

*mf* I like pop - si cles and ice cream bars, roast - ing marsh - mal-lows

*smoothly (legato)*

4 un - der the stars,



# Bunnies at the Hop

Quickly

Teresa Richert

1

*mp-mf* Bun - nies at the hop. Let's go!  
Will they ev - er stop? Don't know!

5

*f* They can dance 'til the





# Electric Guitar Wizard

Rhythmically

Teresa Richert

2

*mf* J J is a wiz-ard on e - lec - tric gui - tar. She will go far.

3  
*legato*

4

She'll be a star!

*optional: measures 1 - 4: add a second verse;  
measures 5 - 7: improvise on repeat*



Happily

Teresa Richert

Musical notation for the first system (measures 1-4). The piece is in 4/4 time. The first measure has a dynamic marking of *mf* and a fingering of 5. The bass line starts with a whole note chord (C4, G2) and has a 1/5 below it. The melody consists of quarter notes: C4, D4, E4, F4, G4, A4, B4, C5. The bass line has quarter notes: C4, G2, C4, G2, C4, G2, C4, G2. The piece ends with a fermata over the final note.

Musical notation for the second system (measures 5-8). The piece is in 4/4 time. The first measure has a dynamic marking of *f*. The melody continues with quarter notes: D4, E4, F4, G4, A4, B4, C5. The bass line has quarter notes: C4, G2, C4, G2, C4, G2, C4, G2. The piece ends with a fermata over the final note.

Musical notation for the third system (measures 9-12). The piece is in 4/4 time. The first measure has a dynamic marking of *p*. The melody continues with quarter notes: D4, E4, F4, G4, A4, B4, C5. The bass line has quarter notes: C4, G2, C4, G2, C4, G2, C4, G2. The piece ends with a fermata over the final note.

# Just for Fun!

## Notes for Teachers - Features of the Pieces

**The Music Box** – C position, triple meter, marked **Dreamy**, lyrics, *mp* dynamic, *diminuendo*, play 2 octaves higher than written, option to hold the damper pedal throughout, option to repeat *p* with *ritardando* at the end.

**Beat the Drums!** – C position, quadruple meter, marked **With Energy**, lyrics, *mf*–*f* dynamics, *crescendo*, play softer on each repeat at the end, repeat dots with first and second endings, tie.

**Jazzy Cat** – C position, quadruple meter, marked **With Pizzazz**, lyrics, *mf* and *ff* dynamics, ties, *fermata*, *staccato*.

**Circus Elephants** – G position extended to the G major scale from bass to middle in LH, triple meter, marked **Moderately**, *mp* - *ff* dynamics, *crescendo*, ties over several measures, *δvb*, damper pedal held at the end.

**My Birthday Party** – G position (bass and middle for LH), quadruple meter, marked **Grandly**, *mp* - *ff* dynamics, damper pedal held for the first four measures, *δva*, tie, accents, slurs, *ritardando*.

**Wandering Panda** – A minor position, quadruple meter, marked **Moderately**, *mf* - *f* dynamics, *crescendo*, *diminuendo*, ties, repeat dots with first and second endings, slurs, *staccato*, accents.

**Treasure Hunt** – E minor position, sharp, triple meter, marked **With Excitement**, *p* - *ff* dynamics, *crescendo*, *diminuendo*, repeat dots with first and second endings.

**Trick or Treat?** – D minor position with some altered notes (sharps), quadruple meter, marked **Mysteriously**, *pp* - *f* dynamics, *crescendo*, *diminuendo*, *staccato*, slurs, *δvb*, damper pedal held at the end.

**Dancing Poodle** – F position, flat, triple meter, marked **Gracefully**, *p* - *f* dynamics, *crescendo*, *diminuendo*, *ritardando*, clusters, option to improvise “sound effects.”

**Raiding the Cookie Jar** – D minor position, quadruple meter, marked **Mischievously**, *pp* to *mp* dynamics, *crescendo*, *diminuendo*, long ties, *staccato*, *ritardando*.

**Rhythm and Blues** – Composition exercise to compose a melody using the blues scale and a 12-bar blues structure with rhythm and harmony provided, option to add lyrics for a second verse.

**I Like Popsicles** – Middle C position, quadruple meter with eighth notes included, lyrics, marked **Sweetly**, *smoothly (legato)*, *mp* - *f* dynamics, *crescendo*.

**Bunnies at the Hop** – Middle C position, duple meter with eighth notes included, lyrics, repeat dots, marked **Quickly**, cluster, damper pedal held, *pp* to *f* dynamics, *crescendo*, *diminuendo*, ties, *δva*, accents.

**Electric Guitar Wizard** – Middle C and C positions, quadruple meter with eighth notes included, marked **Rhythmically**, ties, *mf* to *ff* dynamics, *legato*, *δva*, repeat dots with first and second endings, *fermata*.

**Parade** – G position (LH at middle), quadruple meter with eighth notes and triplet eighth notes included, marked **Happily**, *p* - *f* dynamics, *crescendo*, *diminuendo*, slurs, ties, *staccato*, *δva*, *ritardando*.